


Wire Wizard® manufactures four versions of wire straighteners that can be used to straighten or recast all types of wire. The main body is constructed of aluminum, making our straighteners some of the lightest in the market. All models are equipped with a locating calibration on the face of the unit and a fine adjustment scale on the tension knob. This results in an extremely fast and accurate setting of wire cast. Our full range of fittings and inlet guides guarantee a trouble-free fit for any application or system.

INSULATED MOUNTING KITS

Available for all models



WSS-100-IK
Small
WSM-100-IK
Medium
WSL-100-IK
Large

SMALL WIRE STRAIGHTENERS


WSS-100 and WSS-100-A

For wire sizes 0.035 - 0.062


(Order **WSS-100-A** for aluminum wire)

► Dimensions: 3.74" W x 3" H x 1.63" D
(95 mm W x 78 mm H x 41.3 mm D)

► Weight: 1 lb (0.45 kg)



WSS-100
U-Groove
Drive Rolls
for steel wire



WSS-100-A
V-Groove
Drive Rolls for
aluminum wire

NON-THREADED FITTINGS

STEEL WIRE

Connection to disconnect, on feeder or in-line



A-1QD-12 or
A-1QD-5/32
(for large wire)

ALUMINUM WIRE

Connection to disconnect, on feeder or in-line



A-1QD-5/32 and
A-4L-H liner

STEEL OR ALUMINUM WIRE

Wire



End View

A-1C-S

Delrin with ceramic inlet

* Fittings may be used as inlets or outlets depending on setup



THREADED FITTINGS

STEEL WIRE



A-1LN-S-12
or **A-1LN-S-5/32**
(for large wire)



A-3
Quick Disconnect

ALUMINUM WIRE



A-1LN-S-5/32
and **A-4L-H** liner



A-3
Quick
Disconnect



A-1H-B
Adapter for dual wire straighteners

MEDIUM WIRE STRAIGHTENER

WSM-100


For wire sizes 0.062 - 3/32" (1.6 - 2.4 mm)

► Dimensions: 5.71" W x 3.34" H x 1.875" D
(145 mm W x 84.7 mm H x 47.63 mm D)

► Weight: 1.75 lbs (0.8 kg)

FITTINGS FOR WSM-100

Order **A-1LN-K** for
Inlet/Outlet Kit
(includes two A-1LNs)



A-16M-ST
Attaches to QD



A-4
Quick Disconnect



A-1LN
Inlet Guide



LWS-1
Adapter for direct
connection to
Lincoln Feeder

LARGE WIRE STRAIGHTENER

WSL-100

For wire sizes 3/32 - 5/32" (2.4 - 4 mm);
ideal for heavy duty SAW applications

► Dimensions: 8.66" W x 4.09" H x 2.25" D
(220 mm W x 103.8 mm H x 57.2 mm D)

► Weight: 4 lbs (1.8 kg)

FITTINGS FOR WSL-100

Order
A-1LN-K-LW
for Inlet/Outlet
Kit (includes
two A-1LN-LWs)

WS-10S

Outlet Adapter for
Lincoln 10S Feeder
(Inlet Adapter **WS-LW**),
including ceramic inlet




A-16M-ST-HD
Attaches to QD



A-4HD
Quick Disconnect



A-1LN-LW
Inlet Guide



LWS-1
Adapter for direct
connection to
Lincoln Feeder